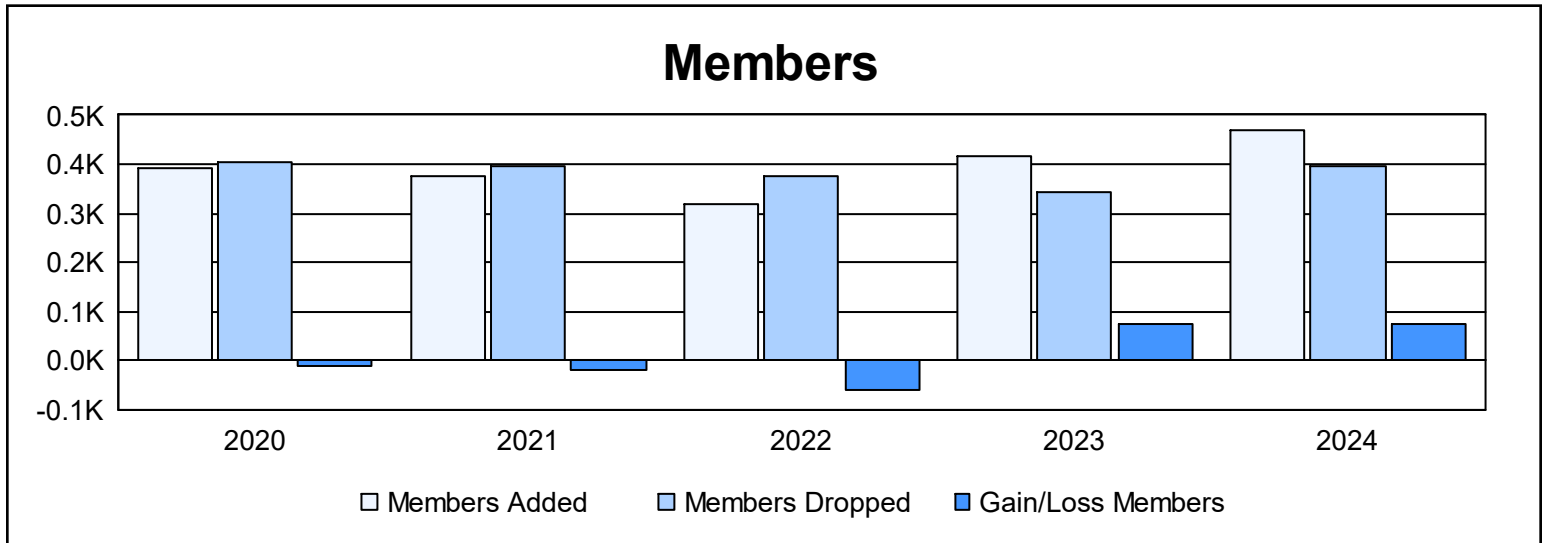
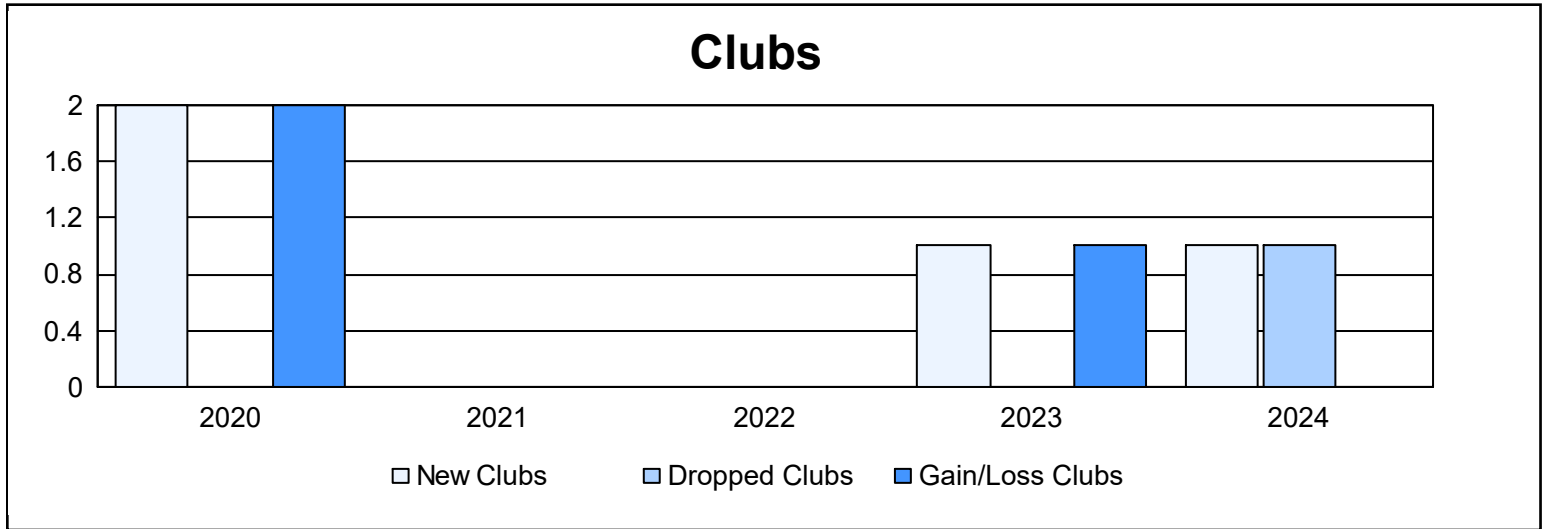
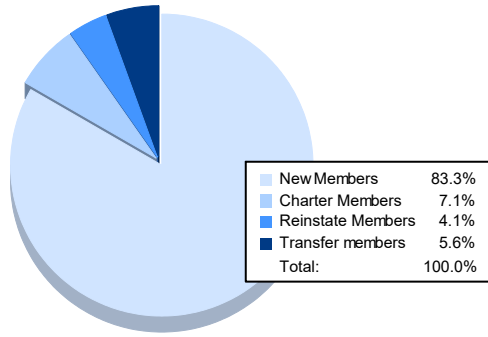


Year	New Clubs	Dropped Clubs	Gain/ Loss Clubs	New Members	Charter Members	Reinstate Members	Transfer Members	Total Member Added	Total Members Dropped	Gain/ Loss Members
2019-2020	2	0	2	289	83	14	7	393	406	-13
2020-2021	0	0	0	318	7	46	6	377	395	-18
2021-2022	0	0	0	288	1	24	4	317	375	-58
2022-2023	1	0	1	352	39	17	9	417	342	75
2023-2024	1	1	0	390	33	19	26	468	394	74
<b>Average</b>	<b>1</b>	<b>0</b>	<b>1</b>	<b>327</b>	<b>33</b>	<b>24</b>	<b>10</b>	<b>394</b>	<b>382</b>	<b>12</b>



### Membership Composition June 2024 Cumulative



### Gender Composition June 2024 Cumulative

